



# Military IEC Filters

Current Ratings: **1, 2, 3, 4, 6, 10** AMPS.

Operating Voltage: Single Phase – 115 - 240V A.C.

Our new Military Range of IEC Filters is an innovative development and has been designed to ensure Defence Standard compliance for various equipment applications, in particular for IT. Its physical compactness along with its outstanding performance in attenuation of unwanted interference makes this range unique.

The In-line design allows ease of application and installation including retro fitting.

The MIEC filter series is a multiple stage device with effective attenuation characteristics at very low frequencies which is not normally a requirement in commercial products.

Transient protection is built-in to these products to assist with susceptibility test.

The housing is plated mild steel, and the filter is encapsulated within this surround.

This allows the unit to be securely mounted on its base and the input connection clip ensures that disconnection is not made via vibration or shock.

This filter is available in two different case sizes and various current ratings from 1A through to 10A. This makes it a very compact multi-application unit providing the ultimate attenuation package.

*This filter is also available with a 400Hz capability.*

## TYPICAL APPLICATIONS

- IT equipment
- Power supplies
- Laptop computers
- Uninterruptible power supplies

## TECHNICAL ADVANTAGES

- Compact dimensions
- High attenuation characteristics
- Transient protection
- In line device

## COMMERCIAL ADVANTAGES

- Reduced volume
- Reduced weight
- Cost effective



## Technical Specifications

Current (Amps)	No of Lines	Operating Voltage @ 50-60Hz	Max AC Volt Drop @ Full Load	Earth Leakage mA	Inductance Per Line (Typical) mH	Transient Energy Absorption (Typical)	Storage Temp Range	Temp Rise @ Full Load	Termination Type IP/OP	Dimensions							
										A	B	C	D	E	F	G	H
1	2	Upto 240V	<2V/Line	4	10	75J Optional	-25 ~ +85°C	<40°C	IEC/Flying Lead	107	55	43	75	600	31	119	M5 x 10mm
2					8					107	55	43	75	600	31	119	M5 x 10mm
3(400W)					8					107	55	43	75	600	31	119	M5 x 10mm
4					8					103	60	40	92	600	45	113	M5 X 15mm
6					8					103	60	40	92	600	45	113	M5 X 15mm
10					5					103	60	40	92	600	45	113	M5 X 15mm

Bulk head mount.

3(400W)	2	Upto 240V	<2V/Line	4	8	75J Optional	-25 ~ +85°C	<40°C	IEC/ 6.3mm Tag	110	55	31	88	33	M4x10	M4	40mm Pitch, M3 Nut
6	2			2	4												

## STANDARDS

The MIEC range of filters are built in accordance with the relevant BS, VDE, UL, CE & CSA safety standards.

All Total EMC Products Ltd filters are designed to meet the latest requirements for Health and Safety, Particularly EN 60939-2-2015

The MIEC range is specifically designed to assist IT equipment and in gaining compliance with EMC Defence standards such as, 59/411 & Mil STD. 461.

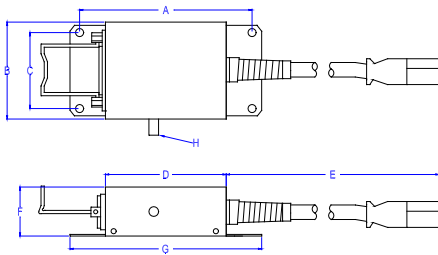
## REGULATIONS

All electronic equipment that is commissioned into military service must comply with the relevant Defence Standards

## Dimensional Data

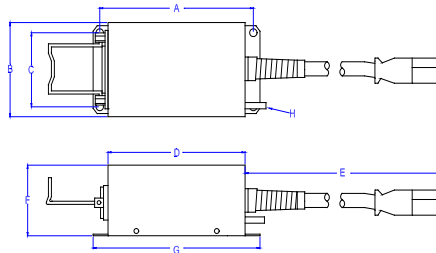
### 1, 2 & 3A FILTERS

Flanged IEC Shown  
with retainer



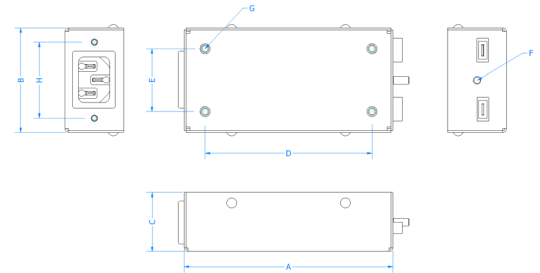
### 4, 6 & 10A FILTERS

Flanged IEC Shown  
with retainer

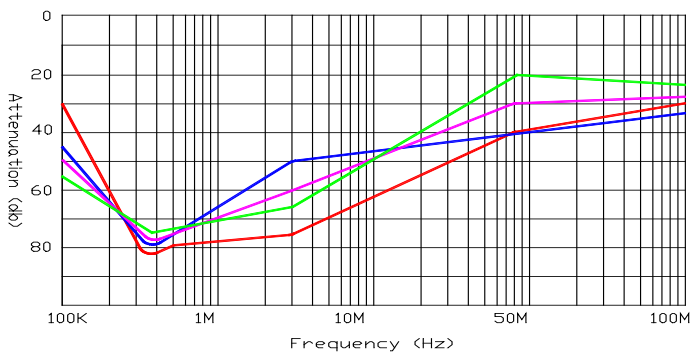


### BULKHEAD MOUNT FILTERS

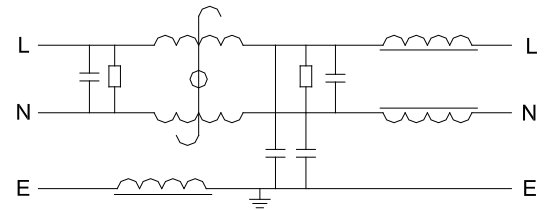
Square IEC (/E) Shown (dim H not available on flanged variant)



## Performance characteristics insertion loss curves & Schematic



1-2A  
3A (400W)  
4-6A  
10A



## Part number / Ordering information

**MI/003/2/2/-/\***

M = 'MIEC' Series  
I = 'C13 plug' IEC input connection  
2 = 2 Lines

#### OPTIONAL

2 = 2 Stages  
3 = 2 Stages & Earth Line Choke

#### OPTIONAL

003 = Current Rating (refer to Data)  
- = No added protection  
T = Additional transient protection added  
H = Additional high transient protection added  
M = 'C13 socket' IEC output flying lead  
C = Custom output lead – customer specified  
B = Bulkhead mount with Flanged IEC & retainer  
E = Bulkhead mount with Square IEC

In addition to the standard range of filters & power supplies, Total EMC Products specialize in the design and manufacture of filters to suit your specific requirements. Due to continuous development Total EMC Products Ltd reserve the right to amend any information contained within this datasheet without prior notice.

© 10/2012 Total EMC Products Ltd.  
E & OE  
The contents of the datasheet must not be copied by any means without prior written agreement.



Example: MI/003/2/2/-/M (This is a 3A 2-line two stage unit with no protection and male connector.)